

Medicine and Doses for Pain and Fever for Children Under Age 2

Follow these steps to be sure you give the right dose (amount of medicine) to your baby.

Step 1: Look at the bottle and find the name of the medicine.
Use Table 1 for acetaminophen and Table 2 for ibuprofen.

Step 2: Next, find the concentration of the medicine on the label.
Match to the concentration listed in the table.

Step 3: Move down the column on the left of the table to find your child's weight. (*Do not give ibuprofen to a baby less than 6 months old.*)

Step 4: Find the column on the right that matches the concentration of your medicine.


Step 5: Always use a syringe or dosing cup to measure your child's medicine.

Table 1. Acetaminophen (Tylenol or another brand)

** please note the concentration of medicine on the label of your bottle*

Infant or children's
acetaminophen
concentration:

160mg/5mL



Give every 4 to 6 hours, as needed, no more than 5 times in 24 hours

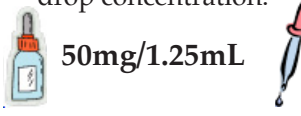
Child's Weight	160 mg in each 5 mL (Infants' or Children's Liquid)
6 to 11 pounds (2.7 to 5 kilograms)	1.25 mL
12 to 17 pounds (5.5 to 7.7 kilograms)	2.5 mL
18 to 23 pounds (8.2 to 10.5 kilograms)	3.75 mL
24 pounds (10.9 kilograms) or more	Follow directions on medicine package

Table 2. Ibuprofen (Motrin, Advil, or another brand)

** please note the concentration of medicine on the label of your bottle*


Infant ibuprofen
drop concentration:

50mg/1.25mL



Infant or children's
ibuprofen liquid:

100mg/5mL



Give every 6 to 8 hours, as needed

Child's Weight	50 mg in each 1.25 mL (Infants' Concentrated Drops)	100 mg in each 5 mL (Infants' or Children's Liquid)
less than 11 pounds (5 kilograms) <i>or less than 6 months old</i>	DO NOT GIVE	DO NOT GIVE
12 to 17 pounds (5.5 to 7.7 kilograms)	1.25 mL	2.5 mL
18 to 23 pounds (8.2 to 10.5 kilograms)	1.875 mL	3.75 mL
24 pounds (10.9 kilograms) or more	Follow directions on medicine package	